

# HIV treatment cascade among pregnant women with pre-conception diagnosis: 2017-2022

Helen Peters<sup>1</sup>, Rebecca Sconza<sup>1</sup>, Kate Francis<sup>1</sup>, Laura Byrne<sup>2</sup>, Claire Thorne<sup>1</sup>

<sup>1</sup>Integrated Screening Outcomes Surveillance Service, UCL Great Ormond Street Institute of Child Health

<sup>2</sup>School of Medicine, St George's, University of London, London, UK



## BACKGROUND

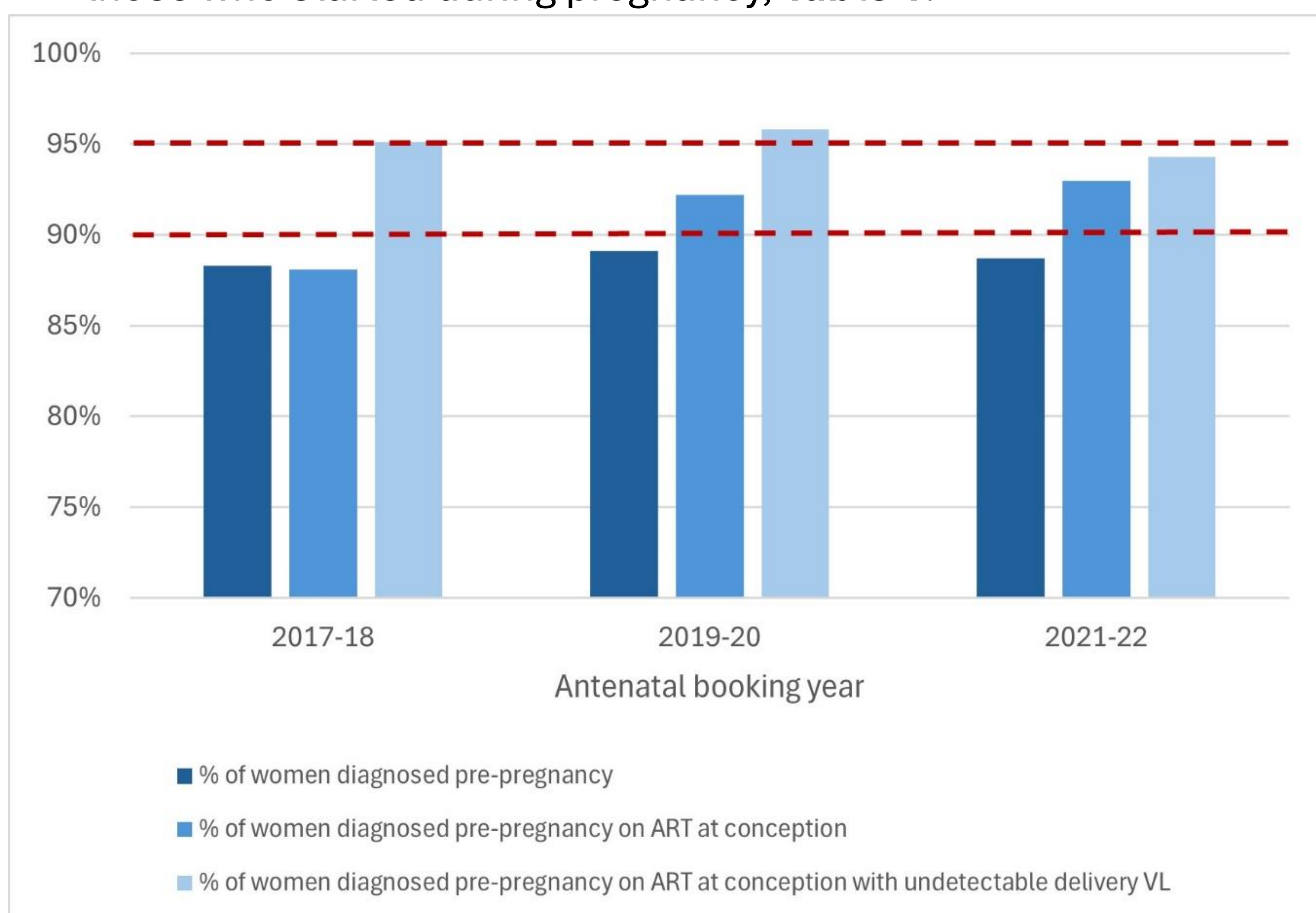
- UNAIDS “treatment cascade” targets have been met in England since 2017 and the **UKHSA HIV Action Plan** aims to end new transmissions by 2030. **Pregnant women represent an important group** of focus to achieve this.
- In England antenatal HIV screening coverage is 99.8% and **~90% of women living with HIV becoming pregnant are already diagnosed**. Nearly all women receive antenatal ART.
- We present a **treatment cascade for pregnant women** living with HIV in **2017-2022**.

## METHODS

- The **Integrated Screening Outcomes Surveillance Service**, within the NHS Infectious Diseases in Pregnancy Screening Programme, collects **data on all pregnancies in women diagnosed with HIV** by delivery and their infants in England.
- We describe a **treatment cascade for pregnancies in women diagnosed pre-conception with an antenatal booking in 2017-2022**, reported to ISOSS by end of December 2023.
- Analysis is restricted to livebirths with antenatal booking 2017-2022 and known viral load at delivery ( $\leq 30$  days pre-delivery and  $< 7$  days post-delivery).

## RESULTS

- Of the **2,464 pregnancies** included, there was a trend with increasing % of women on pre-conception ART by most recent time period: 88.1% (809/918) were to women on pre-conception ART in 2017-18, 92.2% (780/846) in 2019-20 and 93.0% (651/700) in 2021-22,  $p < 0.001$ , **Figure 1**.
- There were differences in age, ethnicity and timing of antenatal booking between women who were on ART at conception and those who started during pregnancy, **Table 1**.



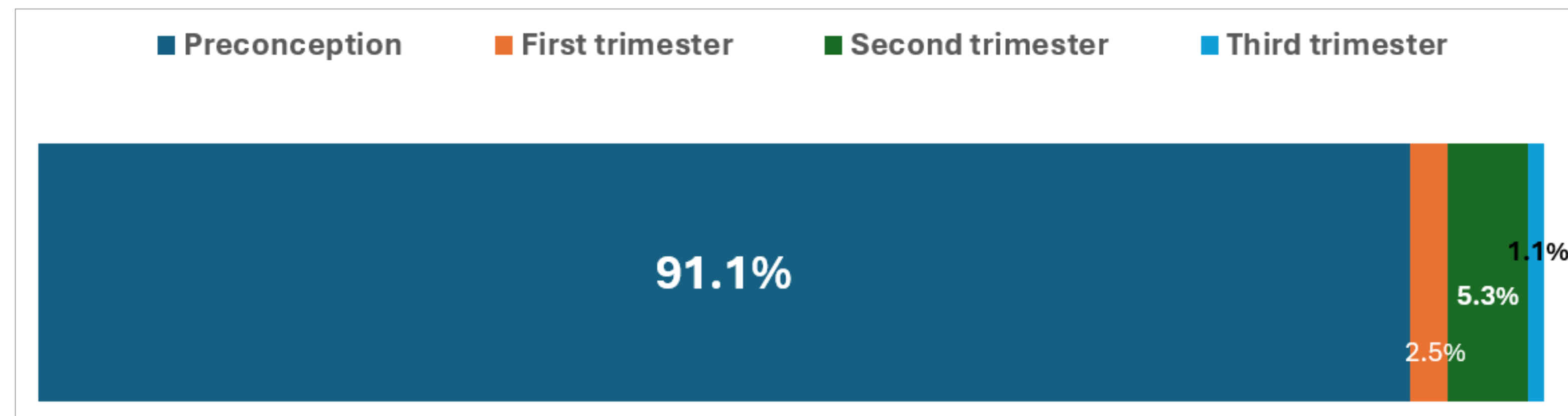
**Figure 1:** Diagnosis and treatment cascade for pregnant women seen for antenatal care in England, 2017-2022

**NB:** For second and third bars, %s are proportion of previous bar

## CONCLUSIONS

- In these pregnancies where mothers had an established HIV diagnosis from before the pregnancy, the proportion not on treatment at conception is small and declining over time.
- The 91% of women on pre-conception ART contributed nearly three-quarters of the pregnancies with detectable delivery viral load.

## Timing of ART initiation



**Figure 2:** Timing of ART start for women diagnosed pre-pregnancy (n=2,458)

**NB:** excludes 2 women not on ART and 4 women started ART during pregnancy (timing unknown)

## Delivery viral load

Overall, 93.8% (2310/2464) of women with pre-conception diagnosis delivered with undetectable viral load ( $< 50$  copies/ml). Among 152 pregnancies with delivery viral load  $> 50$  copies/ml, 110 (72.3%) were in women who conceived on ART.



## Women on pre-conception ART

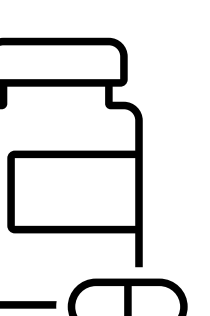
- 91.1%** (2240/2464) of pregnancies **conceived on ART**, **Figure 2**.
- First pregnancy viral load was undetectable ( $< 50$  copies/ml) in **89.7%** (2009/2240) and **delivery viral load undetectable** in **95.1%** (2130/2240) (no change over time), **Table 1**.
- Among those with detectable first viral load, 81.4% (188/231) had undetectable delivery viral load (no trend over time).

**Table 1:** Maternal demographics and pregnancy characteristics by timing of ART start

	ART started pre-conception (n=2240) n (%) or median (IQR)	ART started antenatally (n=222) n (%) or median (IQR)	P-value
<b>Maternal age at EDD (yrs) (n=2,462)</b>			
<20	8 (0.4%)	0 (0%)	<0.05
20-29	415 (18.5%)	56 (25.2%)	
30-39	1357 (60.6%)	133 (59.9%)	
$\geq 40$	460 (20.5%)	33 (14.9%)	
<b>Ethnicity (n=2,201)</b>			
Black African	1235 (61.8%)	131 (65.1%)	<0.01
Black Caribbean	81 (4.1%)	18 (9.0%)	
White	476 (23.8%)	32 (15.9%)	
Other	208 (10.4%)	20 (10.0%)	
<b>Region of birth (n=2,453)</b>			
Africa	1464 (65.6%)	148 (67.6%)	0.87
Europe (not UK)	185 (8.3%)	15 (6.8%)	
UK	437 (19.6%)	42 (19.2%)	
Rest of the world	146 (6.5%)	15 (6.8%)	
<b>Antenatal booking (n=2,162)</b>			
<13 weeks	1489 (75.7%)	121 (61.4%)	<0.001
$\geq 13$ weeks	478 (24.3%)	76 (38.6%)	
<b>Delivery viral load</b>			
<50c/ml	2130 (95.1%)	180 (81.1%)	<0.0001
<b>Median delivery viral load</b>	100 copies/ml (range: 51-85,000)	90 copies/ml (range: 51-1million)	

## Women not on pre-conception ART

- 99.1%** (222/224) of women **received ART antenatally**: among these 28.2% started treatment in the first and 12.0% in the third trimester.
- The proportion with undetectable delivery viral load did not differ by ART start in first trimester vs. later.
- These data highlight the need to support diagnosed women with respect to treatment initiation and adherence, before and during pregnancy, and to understand barriers to timely HIV-related and antenatal care.



### CONTACT

W: [www.ucl.ac.uk/isoss](http://www.ucl.ac.uk/isoss)  
E: [helen.peters@ucl.ac.uk](mailto:helen.peters@ucl.ac.uk)  
X: @ISOSS\_UCL

### ACKNOWLEDGEMENTS

Many thanks to everyone who reports to ISOSS, the ISOSS team, the CERP members and the IDPS team. Full list of CERP membership on: [www.ucl.ac.uk/isoss](http://www.ucl.ac.uk/isoss)  
The ISOSS Annual Report is available on gov.uk

### FUNDING & GOVERNANCE

ISOSS is funded by the NHS Infectious Diseases in Pregnancy Screening Programme. Patient data are collected under legal permissions granted under Regulation 3 of the Health Service (Control of Patient Information) Regulations 2002

